



# Annual Report



Prepared For,

**2020-2021**

Prepared By,

**Phalen Academies**

Phalen Leadership Academies  
PhalenAcademies.org

# Table of Contents



**Overview**

**03**

**Academics**

**05**

**Sponsor Statement**

**08**





## Mission

The mission of the A+ Arts Academy is to be a highly visible school known for producing responsible and accountable students who demonstrate a strong sense of self-worth, leadership and moral values, ultimately becoming exceptional citizens. A+ Arts Academy is known for its foundation in state standards that utilizes local, national and global resources while incorporating the arts. Students of the A+ Arts Academy develop into well-rounded learners who are prepared to undertake the challenges in elementary through junior high school and beyond.



At A+ Arts Academy, we have three beautiful campuses serving families in Columbus, Ohio grades K-8. We work diligently to provide an art infused education while preparing scholars for the future.

## Vision Statement

Our vision seeks to develop competence in the core subject areas, including language arts, math, science, social studies, the arts and interactive technologies; to develop relevant academic skills which translate to future success inside and outside of the classroom; to foster strong character development; to promote a learning environment where students, parents, staff and the community partner in the educational process working toward the achievement of all.

## Board of Directors

Paul Curry, President  
Thomas Bates

Rodney Dunn  
Reggie Edwards  
Jesse Hemphill



The Ohio Department of Education's Office of Ohio School Sponsorship was the sponsor for A+ Arts Academy during the 2019-2020 school year.

## 2020-2021 Expenditures

### Non-Operating Expenditures.....\$94,267

- Elem-Sec Non -instructional Enterprise Operations
- Elem-Sec Non-instructionl Other
- Construction
- Land and Existing Structure

### Classroom Instruction..... \$3,570,404

- Instuction
- Pupil Support Services
- Instructional Staff Support Services

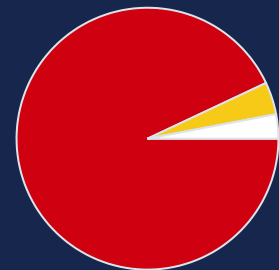
### Non-Classroom Instruction.....\$2,482,997

- General Administration
- School Administration
- Other and Non-specified Support Services
- Operation and Maintenance of Plant
- Elem-Sec Non-Instructional Food Service

**TOTAL: \$ 6,147,668**

## Demographics

If Enrollment is less than 10, results are Not Calculated (NC).



- African-American 96%
- White 3%
- Hispanic 1%

**90%**  
Attendance Rate





Our drive to achieve our goals is grounded in our core values: Children First, Respect, Determination, Continuous Improvement and Gratitude for our ability to serve scholars and our community.

- I. Ensure A+ Arts Academy increases by a minimum 10% proficiency per year in both ELA and math on the state accountability test.
  
- II. Retain over 80% of A+ Arts Academy enrolled scholars during the year and meet Day 1 budgeted enrollment goals.
  
- III. Retain 90% of Highly Effective teachers, 85% of our Effective teachers and 90% of our Highly Effective and Effective leaders at A+ Arts Academy.

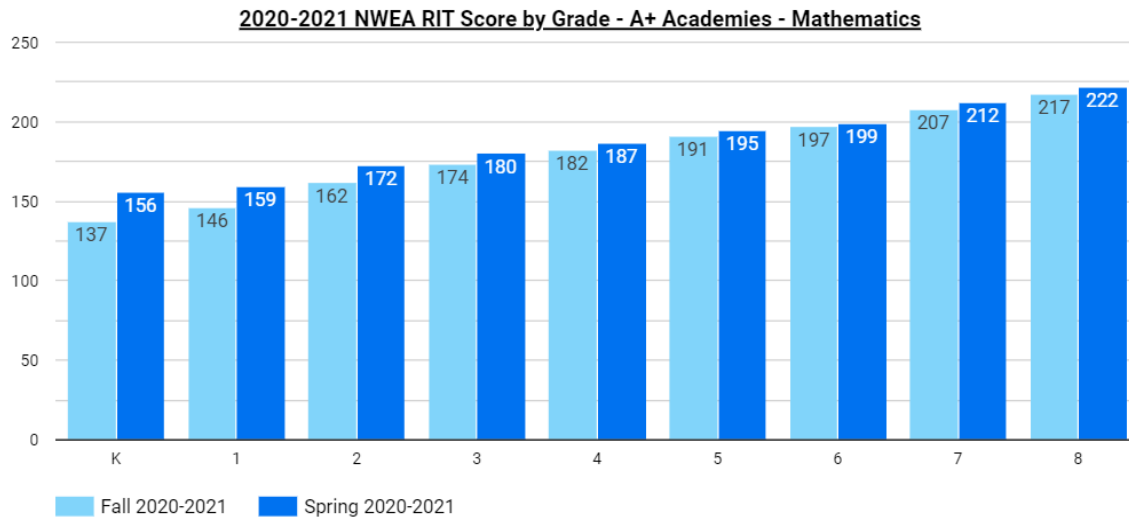
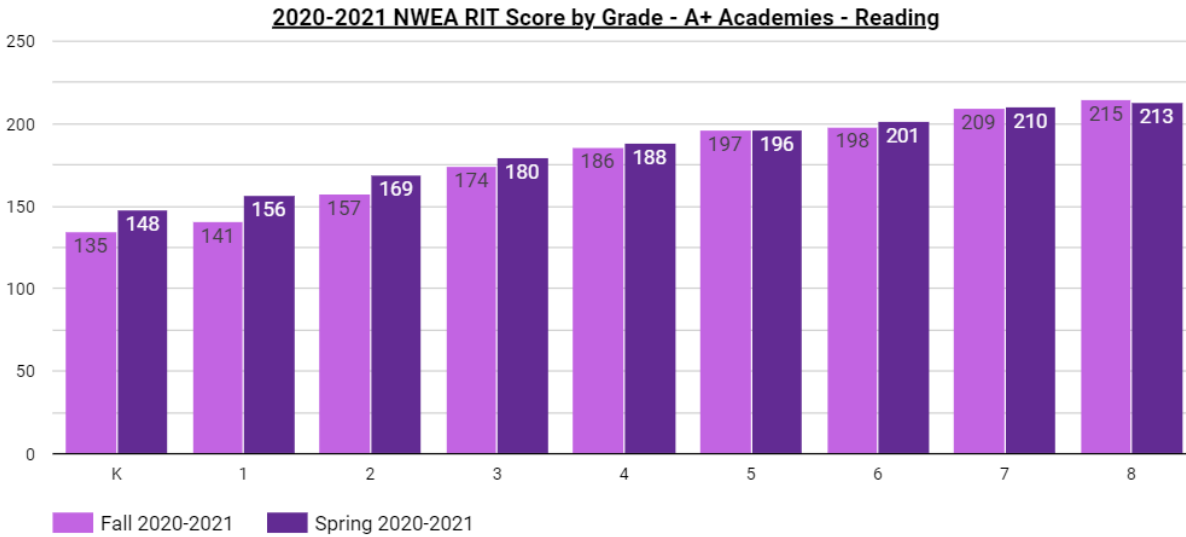


Close the **Achievement** Gap



**Empower** Teachers & Scholars

# ACADEMIC TESTING



## Ohio School Report Cards



### 2019 - 2020 Report Card for **A+ Arts Academy**

Districts and schools report information for the Ohio School Report Cards on specific marks of performance, called measures, within broad categories called components. They receive grades for up to 10 measures and six components. The 2019-2020 report card will not have grades or ratings. Limited data is available due to the coronavirus pandemic and ordered school-building closure.

#### Achievement

This component represents whether student performance on state tests met established thresholds and how well students performed on tests overall. The data for this component is not available this year.



#### Progress

This component looks closely at the growth all students are making based on their past performances. The data for this component is not available this year.



#### Gap Closing

This component shows how well schools are improving or meeting the performance expectations for all students in English language arts, math, graduation and English language proficiency. The data for this component is not available this year.



#### Graduation Rate

The Graduation Rate component looks at the percent of students who are successfully finishing high school with a diploma in four or five years. The graduation rates are available, and data was not impacted for the reporting years; however, the combined component will not be calculated.



#### Improving At-Risk K-3 Readers

This component looks at how successful the school is at improving at-risk K-3 readers.

Improving At-Risk K-3 Readers  
**NC**



#### Prepared for Success


This component looks at how well prepared Ohio's students are for future opportunities, whether training in a technical field or preparing for work or college. This data is available and was not impacted for the reporting years.



NR

#### Graduation Rates

*This school is not evaluated for graduation rate because there are not enough students in the graduating class.*



#### Fair Campus

1395 Fair Ave., Columbus OH 43205

#### Maybury Campus

2633 Maybury Rd., Columbus OH, 43232

#### Napoleon Campus

270 S. Napoleon Ave., Columbus, OH 43213

APlusArts.com

@APlusArtsAcademy



## A Message from the Ohio Department of Education, Office of School Sponsorship

*Ohio Revised Code (ORC) 3314.03(D)(2) specifies that the sponsor of school must “monitor and evaluate the academic and fiscal performance and the organization and operation of the community school on at least an annual basis.”*

*All Ohio community school sponsors must evaluate each school and submit a written report of school academic, financial, organizational performance, and legal compliance to the Ohio Department of Education and make the report available to the parents of students enrolled in the community school.*

*The Ohio Department of Education, Office of Ohio School Sponsorship evaluates its sponsored schools on the performance of Ohio School Report Card indicators and on performance measures as listed in the school’s community school Contract.*

*The Office of Ohio School Sponsorship monitors the performance of its sponsored community schools through attendance at governing board meetings, on-site visits and through review of compliance surveys, monthly financial reports, and other reports related to the school’s academic, financial and operational performance to ensure compliance with rule and law.*