

**2021 - 2022
ANNUAL REPORT**



**DREAM.
BUILD.
LEAD.**

Mission Statement

The mission of A+ Arts Academy is to be a highly visible school known for producing responsible and accountable students who demonstrate a strong sense of self-worth, leadership and moral values, ultimately becoming exceptional citizens. A+ Arts Academy is known for its foundation in state standards that utilizes local, national and global resources while incorporating the arts. Students of the A+ Arts Academy develop into well-rounded learners who are prepared to undertake the challenges in elementary through middle school and beyond.

Sponsor Statement

A message from the Ohio Department of Education, Office of Ohio School Sponsorship

Ohio Revised Code (ORC)3314.03(D)(2) specifies that the sponsor of school the must “monitor and evaluate the academic and fiscal performance, organization and operation of the community school on at least an annual basis.”

All Ohio community school sponsors must evaluate each school and submit a written report of school academic, financial, organizational performance, and legal compliance to the Ohio Department of Education and make the report available to the parents of students enrolled in the community school. The Ohio Department of Education, Office of Ohio School Sponsorship evaluates its sponsored schools on the performance of Ohio School Report Card indicators and on performance measures as listed in the school’s community school Contract.

The Office of Ohio School Sponsorship monitors the performance of its sponsored community schools through attendance at governing board meetings, on-site visits and through review of compliance surveys, monthly financial reports, and other reports related to the school’s academic, financial and operational performance to ensure compliance with rule and laws.



Vision Statement

Our vision seeks to develop competence in the core subject areas, including language arts, math, science, social studies, the arts and interactive technologies; to develop relevant academic skills which translate to future success inside and outside of the classroom; to foster strong character development; to promote a learning environment where students, parents, staff and the community partner in the educational process working toward the achievement of all.

School Administration




Rick Davis
Administrator
Fair Campus
1395 Fair Ave.
Columbus, OH 43205



Sherwin Ealy
Administrator
Maybury Campus
2633 Maybury Rd.
Columbus, OH 43232



Mary Rosser
Administrator
Napoleon Campus
270 S. Napoleon Ave.
Columbus, OH 43213



School Board

- | | |
|---------------------------------|-------------------------------|
| Paul Curry
President | Rodney Dunn
Member |
| Reggie Edwards
Member | Melanie Cage
Member |
| Thomas Bates
Member | |

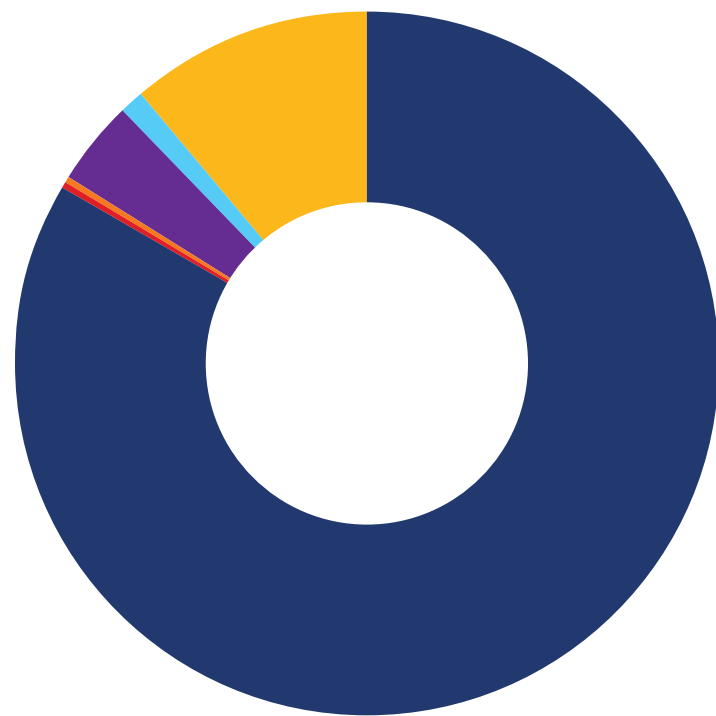
Financial Statement

FTE:.....	510.02
Total Operating Revenues:.....	\$5,215,202
Total Operating Expenditures:	\$6,494,190
Total Federal Grants:.....	\$ 2,304,718
Total Assets:	\$ 3,116,853
Total Liabilities:	\$ 177,116

*Presentation Excludes GASB 68
Amounts Obtained From June 30, 2022 Board Financial Reports- Unaudited*

Demographics

Chart



Demographic Categories	Number of Students	%
African American	356	83.57
Asian/Pac. Islander	1	.23
Hispanic	0	0
American Indian/Native Alaskan	1	.23
Multiracial	16	3.76
White, Non-Hispanic	5	1.717
Not Specified	47	11.03

Attendance

Rate

85.2%

School

Achievement

Highlights

The Fair Avenue and Maybury campuses have implemented components of the 21st Century Grant in the schools through the newly added afterschool program. The afterschool program provides academic interventions to students based on assessment data.

A+ Arts Academy now offers art, dance, production, and drumline for students. The school will continue to integrate arts into education for a well-rounded academic experience.

A+ Arts Academy now offers various clubs, which includes the new Coding/Robotic Club.



Academic Goals

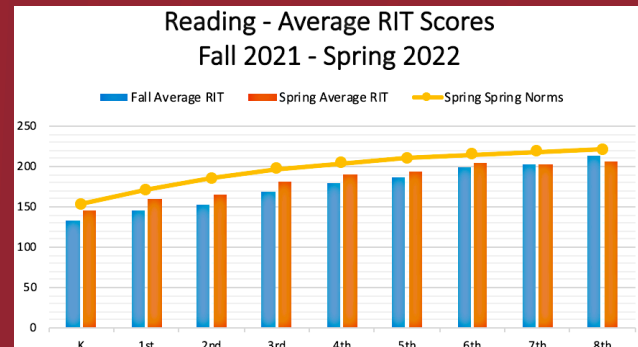
By the end of 2025, teachers/staff will be provided with a formal process for a Professional Learning Community Plan that includes tailored procedures, development, and strategies, that will decrease teacher turnover and increase student achievement by one proficiency level, as measured by MAP RIT score growth.

By the end of the 2025 school year, 50% of students will score proficient or better on the ELA and Math state assessments or will demonstrate at least 1.5 years of growth annually on the NWEA Map test for ELA and Math. 50% of K-2 students will move to on-track status on the NWEA Map test for Reading and Math.

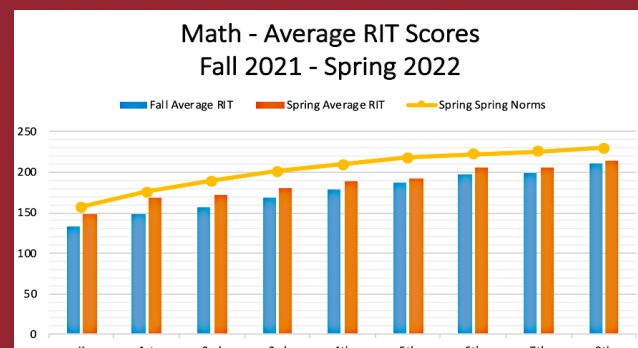
By 2025, the school will create and maintain a comprehensive plan for engaging students, parents and community partners resulting in an overall attendance percentage of 93% and a decrease in suspensions by 10% and office referrals by 20%.

Academic Testing

A+	Fall	Spring	
Reading	Average RIT	Average RIT	Spring Norms
K	133	146.1	153
1st	144.7	160.3	171
2nd	152.6	164.3	185
3rd	169.1	180.4	197
4th	179.5	190.5	204
5th	187	192.9	210
6th	199.3	203.5	215
7th	202.8	202.8	218
8th	212.4	206.2	221



A+	Fall	Spring	
Math	Average RIT	Average RIT	Spring Norms
K	133.8	148.5	157
1st	149	167.9	176
2nd	156.2	171.2	189
3rd	168.4	180.7	201
4th	179.4	188.8	210
5th	187.9	192.7	218
6th	197	205.3	222
7th	199.7	206.1	226
8th	210.5	215	230



State Report Card

A+ Arts Academy School at a glance

2021 - 2022 Report Card for A+ Arts Academy

The Ohio School Report Cards include performance information provided by schools and districts including academic, financial, and opportunity to learn data. Some of this data is then combined into six components that receive star ratings to indicate the level of performance for the school and district.

Achievement This component represents whether student performance on state tests met established thresholds and how well students performed on tests overall. ★★★★★ Needs significant support to meet state standards in academic achievement.	Progress This component looks closely at the growth all students are making based on their past performances. ★★★★★ Evidence that the school met student growth expectations.	Gap Closing The Gap Closing Component is a measure of the reduction in educational gaps for student subgroups. ★★★★★ Needs support to meet state standards in closing educational gaps.
Performance Index 40.6%	Overall	Annual Performance Goals 25.0%
Graduation The Graduation Component is a measure of the four-year adjusted cohort graduation rate and the five-year adjusted cohort graduation rate. ★★★★★ Graduation Rates This school is not evaluated for graduation rate because there are not enough students in the graduating class.	Early Literacy This component looks at how successful schools are at improving reading for at-risk students in grades K-3. ★★★★★ Needs significant support to meet state standards in early literacy (K-3).	College, Career, Workforce and Military Readiness This component looks at how well-prepared Ohio's students are for future opportunities, whether training in a technical field or preparing for work or college.
	Improving K-3 Literacy 20.8% Third Grade Reading Proficiency 19.6% Promotion to Fourth Grade 100.0%	Students who are Ready NC





Fair Campus
1395 Fair Ave
Columbus, Ohio 43205
614-725-1305

Maybury Campus
2633 Maybury Road
Columbus, Ohio 43232
614-626-2250

Napoleon Campus
270 S Napoleon Ave
Columbus, Ohio 43213
614-338-0767

www.aplusarts.com

 [AplusArtsAcademy](https://www.facebook.com/AplusArtsAcademy)